



IMPACT REPORT 2022-2023

IMPACTING LIVES THROUGH EDUCATION

Ventura College Foundation collaborates with Ventura College to enhance human potential, civic engagement, careers, and academic success of students enabling their effective impact and legacy on the college, local workforce, and our community.



CELEBRATING 40 YEARS OF STUDENT SUCCESS

Since 1983, the VC
Foundation has raised over
\$48 million for the
students and programs of
Ventura College.



INVEST IN STUDENT
SUCCESS TODAY



IMPACT REPORT

VENTURA COLLEGE
2022/23 BY THE NUMBERS



VENTURA COLLEGE
FOUNDATION

OF MAKING DREAMS COME TRUE



STUDENT COUNT

10,350

AVERAGE AGE

24.5




STUDENT STATUS


CONTINUING
STUDENT



RETURNING
STUDENT




K-12 STUDENT
ADVANCED...



FIRST-TIME
STUDENT



FIRST-TIME
TRANSFER



STUDENT STATUS

FIRST GENERATION
COLLEGE STUDENT

40%

VETERAN
STUDENTS

2.5%

PART-TIME
STUDENT

72%

FULL-TIME
STUDENT

28%

STUDENT STATUS

FOOD INSECURE

55%

LOW OR
EXTREMELY LOW
INCOME

52%



STUDENT GENDER



FEMALE - 55.6%

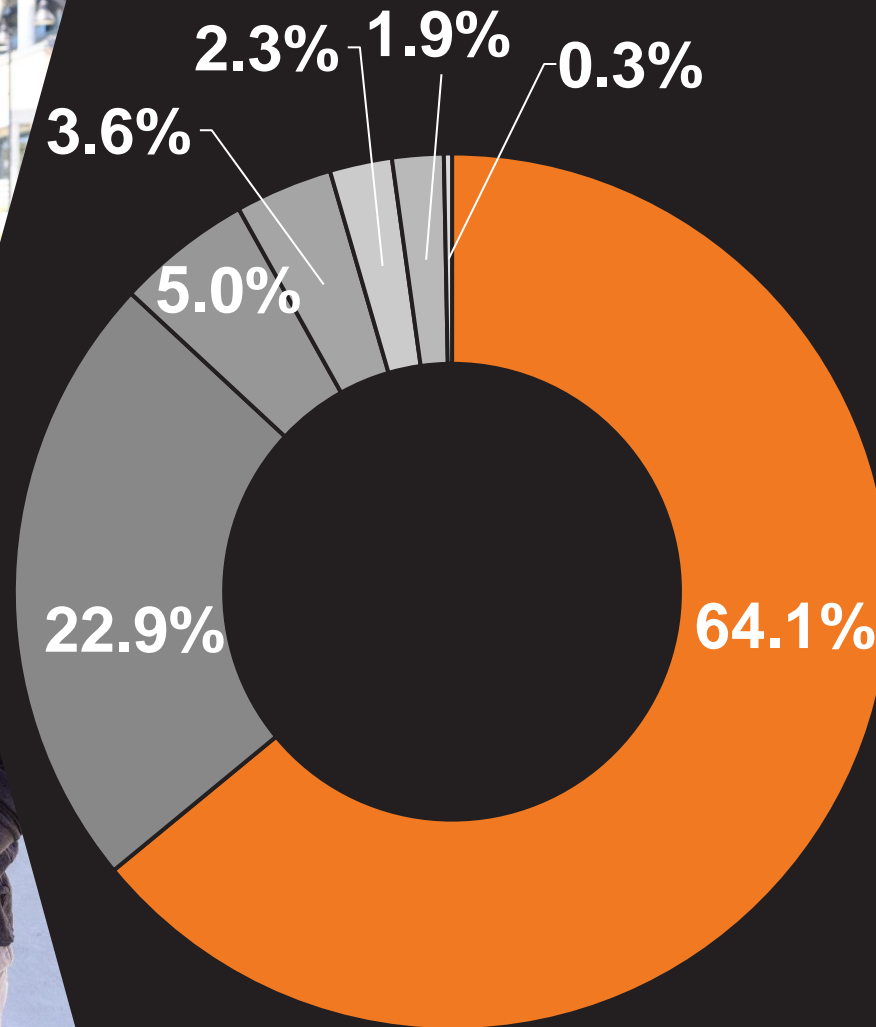
MALE - 42.2%

UNREPORTED - 2.2%





STUDENT ETHNICITY



- HISPANIC - 64.1%
- WHITE - 22.9%
- ASIAN/ PACIFIC ISLANDER - 5.0%
- MULTIPLE - 3.6%
- BLACK - 2.3%
- OTHER - 1.9 %
- NATIVE AMERICAN - .3%



DEGREES & CERTIFICATES

Associate Degrees	2,158
Associate Degrees for Transfer	687
Certification of Achievement	819
Transfer Certificate	1,004
TOTAL	4,668

IMPACT REPORT

VC FOUNDATION
2022/23 BY THE NUMBERS



Austin
Dillon
SCHOLARSHIP
RECIPIENT



VENTURA COLLEGE
FOUNDATION

OF MAKING DREAMS COME TRUE



VC PROMISE **SUPPORT**

1st & 2nd Year Tuition Paid

2,082 Students Served

Total 2022-23 Support

\$75,000*

*VC Foundation gap funding to address
Statewide Promise Budget Cuts
to ensure all eligible students were served

VC BASIC NEEDS

VC Basic Needs Program Pantry & Equipment \$3,191

Jordana Ybarra-Telias Emergency Grant Program \$22,530

TOTAL
2022-23
SUPPORT **\$25,721**





SCHOLARSHIP **SUPPORT**

439 Scholarships Awarded
235 Students Served

Total 2022-23 Support
\$670,406

Awarded in VC Foundation Scholarships



TEXTBOOK **SUPPORT**

Semester Lending Library	2,053
Class Sets	442
Reserve Library	135
Veteran Textbook Support	58

TOTAL
STUDENTS SERVED **2,688**

\$38,868

Provided in Textbook Support

BY THE NUMBERS

VC FOUNDATION

TOTAL 22/23 VCF PROGRAM SUPPORT

STUDENTS SERVED

5,014

SUPPORT AMOUNT

\$809,995

BY THE NUMBERS

VC FOUNDATION



TOTAL 22/23 VC CAMPUS PROGRAM SUPPORT FACILITATED BY THE VC FOUNDATION


SUPPORT AMOUNT

68 Programs from
16 Dept/Divisions

\$1,175,869

BY THE NUMBERS

VC FOUNDATION



TOTAL 22/23 VC, VCCCD, & VC FOUNDATION EMPLOYEE SUPPORT SUPPORT AMOUNT

105 Employee Donors
864 Employee Donations

\$75,550

VC FOUNDATION 2022-23 FINANCIAL HIGHLIGHTS

7/1/2022 – 6/30/2023

REVENUES

(w/o Investment Income) \$2,034,572

INVESTMENT INCOME \$2,475,020

OPERATING EXPENSES \$3,099,051

NET ASSETS \$29,649,349



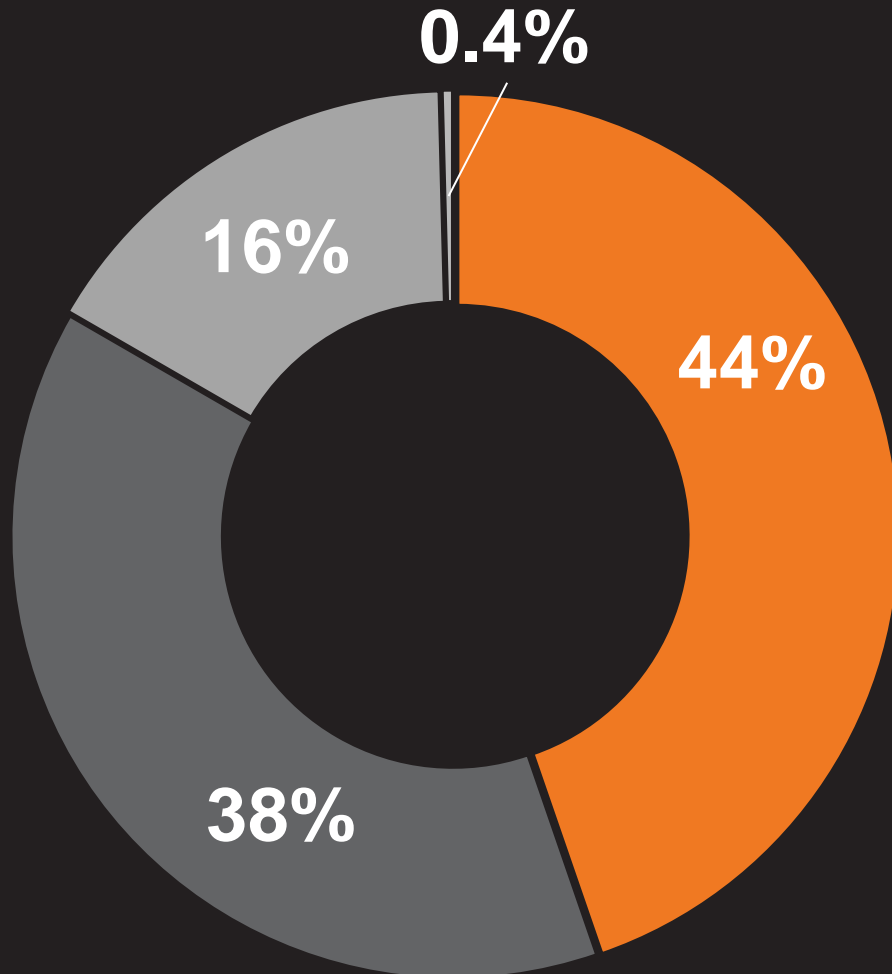
VENTURA COLLEGE
FOUNDATION

OF MAKING DREAMS COME TRUE



REVENUES **\$2,034,572**

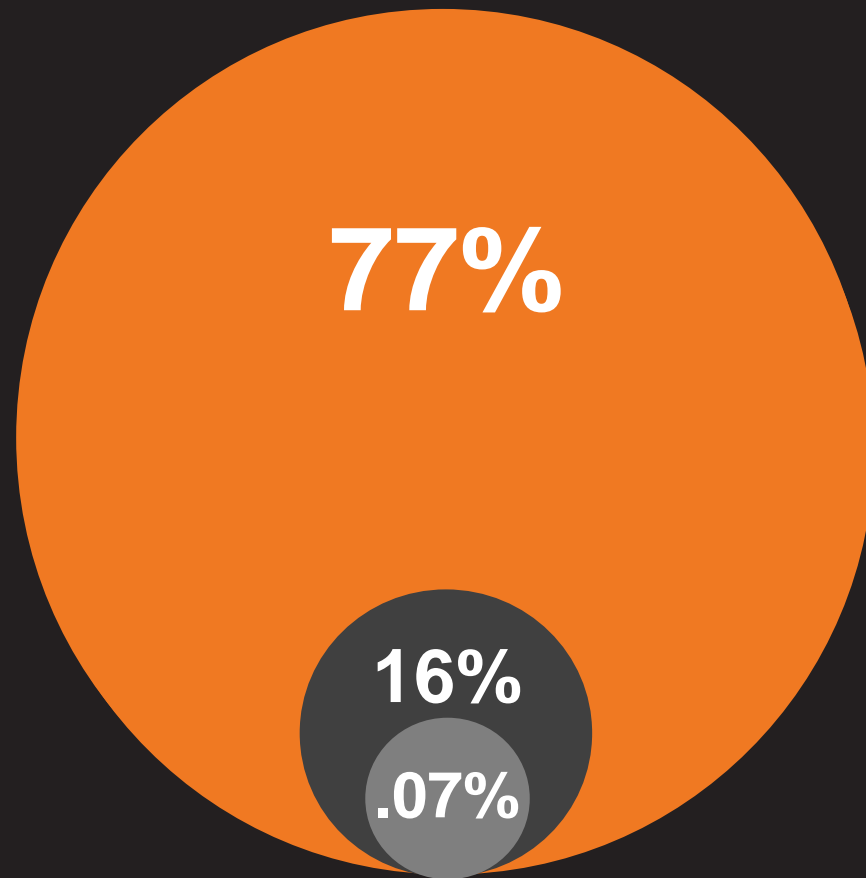
7/1/2022 – 6/30/2023 (W/O INVESTMENT INCOME)



- MARKETPLACE VENDOR INCOME \$885,844
- PRIVATE CASH CONTRIBUTIONS \$769,179
- GIFTS-IN-KIND \$295,583
- OTHER INCOME \$83,966

OPERATING EXPENSES **\$3,099,051**

7/1/2022 – 6/30/2023



- TOTAL PROGRAM SERVICES \$2,401,642
- MANAGEMENT & GENERAL \$485,707
- FUNDRAISING & DEVELOPMENT \$211,702



VC FOUNDATION BOARD
339 hours served = \$64,445 donated



**RETURN ON INVESTMENT
MADE BY TAXPAYERS IN 2022-23**

**SERVICES BY VCCCD/VC
TO VC FOUNDATION**

\$311,810

**NET BENEFITS
BY VC FOUNDATION
TO VCCCD/VC**

\$2,042,819

**FUTURE BENEFITS
TO VCCCD/VC**

\$25,563,786



**VENTURA COLLEGE
FOUNDATION**
OF MAKING DREAMS COME TRUE

THANK YOU
FOR YOUR IMPACT

4667 TELEGRAPH ROAD
VENTURA, CA 93003
(805) 289-6461
VCFOUNDATION@VCCCD.EDU

vcfoundation



vc_foundation



ventura-college-foundation



vcfoundation



VENTURACOLLEGEFOUNDATION.ORG





VENTURA COLLEGE FOUNDATION

VENTURA COLLEGE FOUNDATION
SCHEDULE OF COMMENSURATE RETURN TO/FROM VENTURA COUNTY COMMUNITY COLLEGE DISTRICT
FISCAL YEAR END JUNE 30, 2023

DISTRICT CONTRIBUTIONS TO THE FOUNDATION

Salaries/payroll taxes/benefits (a)		
Student assistance/contact and other overhead	\$	9,963
Financial Aid Office		8,938
Information Technology		6,455
Library		6,655
Executives		19,095
Other		5,848
		\$ 56,954
Rent and technology (b)		96,390
Administrative fees from operating endowments & campus pass thrus		81,675
TOTAL CONTRIBUTED SERVICES PROVIDED BY DISTRICT		\$ 235,019

REIMBURSEABLE SERVICES PROVIDED TO THE FOUNDATION

Loan from College to Foundation for purchasing outlets on solar panels for Marketplace use	\$	32,174
Janitorial and maintenance services for Marketplace bathrooms		17,595
Supplies for Marketplace bathrooms		27,022
TOTAL SERVICES TO BE REPAID BY THE FOUNDATION		\$ 76,791

TOTAL VALUE ALL SERVICES PROVIDED BY DISTRICT TO THE FOUNDATION	\$ 311,810
--	-------------------

FOUNDATION REIMBURSEMENTS/PAYMENTS TO THE DISTRICT

TANGIBLE/MONETARY PAYMENTS & REIMBURSEMENTS

Cash reimbursement of maintenance and operations and supplies for Marketplace bathrooms	\$	71,047
Cash reimbursement of health insurance		7,137
Cash reimbursement of sponsorships and events		3,950
Cash repayments of loan		11,355
Scholarships disbursed to VCCCD students		696,824
Payments made directly to Ventura Community College Campus departments		977,419
Textbooks purchased for textbook lending library and Veteran's Textbook program at Ventura Community College		53,210
TOTAL TANGIBLE/MONETARY PAYMENTS & REIMBURSEMENTS		1,820,943

NON-TANGIBLE SERVICES PROVIDED TO THE DISTRICT (salaries and benefits)

Management, tracking, reconciling of of endowments	\$	22,902
Management of scholarship awarding and disbursement process		173,146
Public relations/marketing		79,817
Fundraising/donor stewardship		257,819
TOTAL VALUE OF NON-TANGIBLE SERVICES PROVIDED TO THE DISTRICT		533,685

TOTAL BENEFITS PROVIDED TO THE DISTRICT	2,354,629
--	------------------

NET BENEFITS PROVIDED BY THE FOUNDATION TO THE DISTRICT IN 2022-2023	\$ 2,042,819
---	---------------------

FUTURE BENEFITS TO THE DISTRICT

Permanently restricted endowments held for future scholarships	\$	6,520,142
Permanently restricted endowments held for campus/programs support		18,299,832
Permanently restricted endowments held for future student awards		73,165
Temporarily restricted funds held for future campus support		665,117
Temporarily restricted funds held for future scholarships		5,530
		25,563,786

NOTES:

- (a) This represents an allocation of the costs of employees who work for the district but also provide services to the Foundation (eg, Board members, IT personnel and maintenance workers), based on the hours they have stated they worked to support the Foundation in 2022-2023. It includes cost of salaries and benefits.
- (b) Use of office space on Day Road as well as the parking lot for the weekend Marketplace.

NOTE: this schedule is prepared on a cash basis to reflect actual benefits, not benefits accrued, and therefore is not GAAP and does not reflect figures included in our audited financial statements

OTHER ADDED BENEFITS TO THE DISTRICT FROM FOUNDATION EFFORTS

A. On-going additional student recruitment and retention benefits enabled by:

- a) **\$670,406** in scholarship funds awarded to **235 students**.
- b) Public-private partnership stewardship and philanthropic **support for 68 campus programs and 16 campus departments** included Basic Needs, Career Education, performing arts, athletics, Veterans Resource Center, and general textbook equipment lending programs; **\$1,175,869**.

B. Consulting and fund processing services to the college regarding non-profit fundraising regulations and best practices strengthens the capacity of the mission delivery for both the college and the foundation.

C. Ventura College Foundation Board Services valued at \$64,445.63 of donated time.

- a) 22 Board members gave an estimated 389 total hours of service that expanded the reach of the college's and foundation's impact. Valued at \$165.67 per hour.

D. Volunteer Services valued at \$20,625.02 of donated time.

- a) 60 scholarship readers contributed 486 hours to review 972 applications, valued at \$37.32* per hour for a total of \$18,137.52 in donated time.
- b) 25 event volunteers primarily from the local banking sector contributed 99.5 hours valued at \$37.32* per hour for a total of \$2,487.50 in donated time.

E. Additional foundation marketing and public relations magnifies the impact of and showcases value in community investment in Ventura College and its students.

F. Goodwill established through VC Foundation board, volunteers, advocates, student recipients, alumni and foundation staff build social capital between the community at-large, community leaders, and the campus community.

*Value of A Volunteer Soars 6.2% by *The NonProfit Times*, April 19th, 2023.