



VENTURA COLLEGE FOUNDATION



IMPACT REPORT 2021-2022

IMPACTING **LIVES** THROUGH EDUCATION

Ventura College Foundation collaborates with Ventura College to enhance human potential, civic engagement, careers, and academic success of students enabling their effective impact and legacy on the college, local workforce, and our community.



INVEST IN STUDENT
SUCCESS TODAY



IMPACT REPORT

VENTURA COLLEGE
2021/22 BY THE NUMBERS



VENTURA COLLEGE
FOUNDATION



STUDENT COUNT

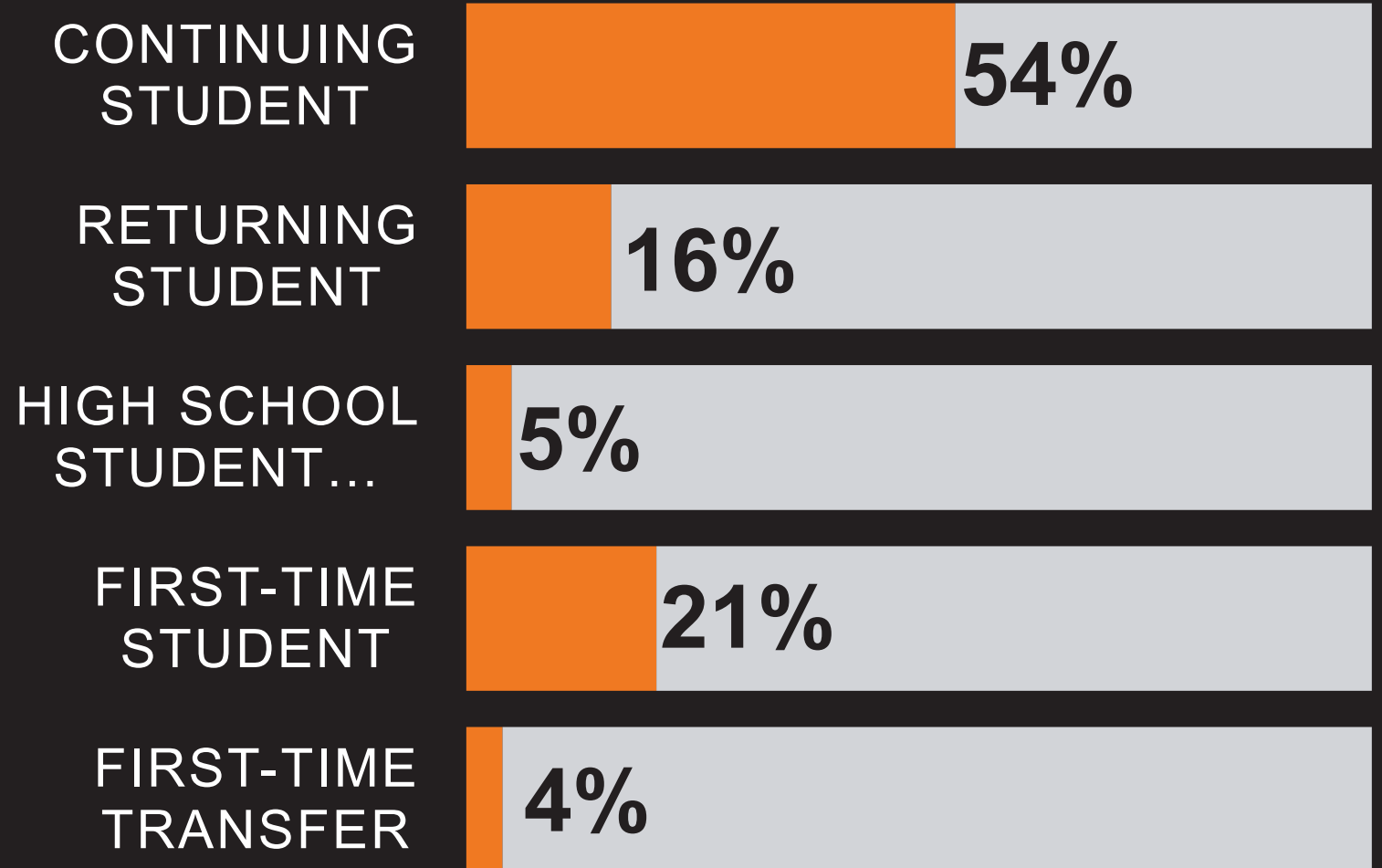
10,825

AVERAGE AGE

24.6



STUDENT STATUS



STUDENT GENDER



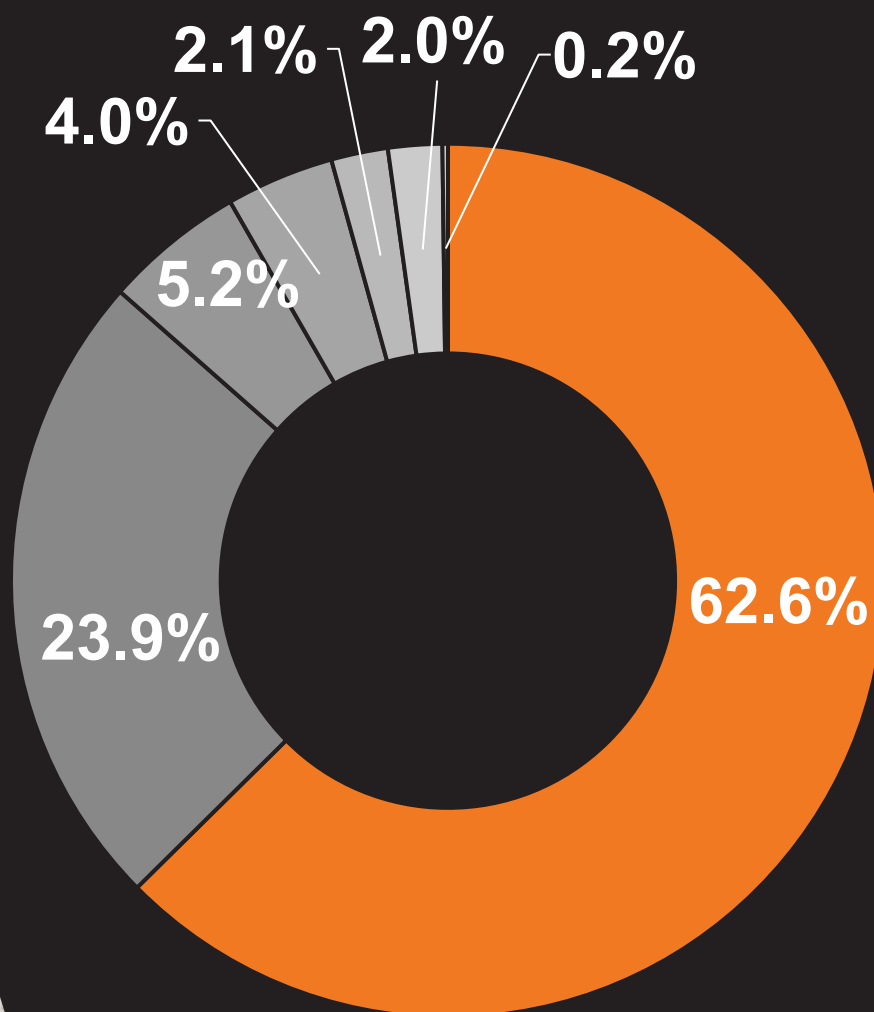
FEMALE - 57.4%

MALE - 40.6%

UNREPORTED - 2.0%



STUDENT ETHNICITY



- HISPANIC - 62.6%
- WHITE - 23.9%
- ASIAN/ PACIFIC ISLANDER - 5.2%
- MULTIPLE - 4.0%
- OTHER - 2.1 %
- BLACK - 2.0%
- NATIVE AMERICAN - .2%



DEGREES & CERTIFICATES

Associate Degrees	1,651
Associate Degrees for Transfer	726
Certification of Achievement	800
Transfer Certificate	902
Noncredit Certificate	60
TOTAL	4,139

IMPACT REPORT

VC FOUNDATION
2021/22 BY THE NUMBERS

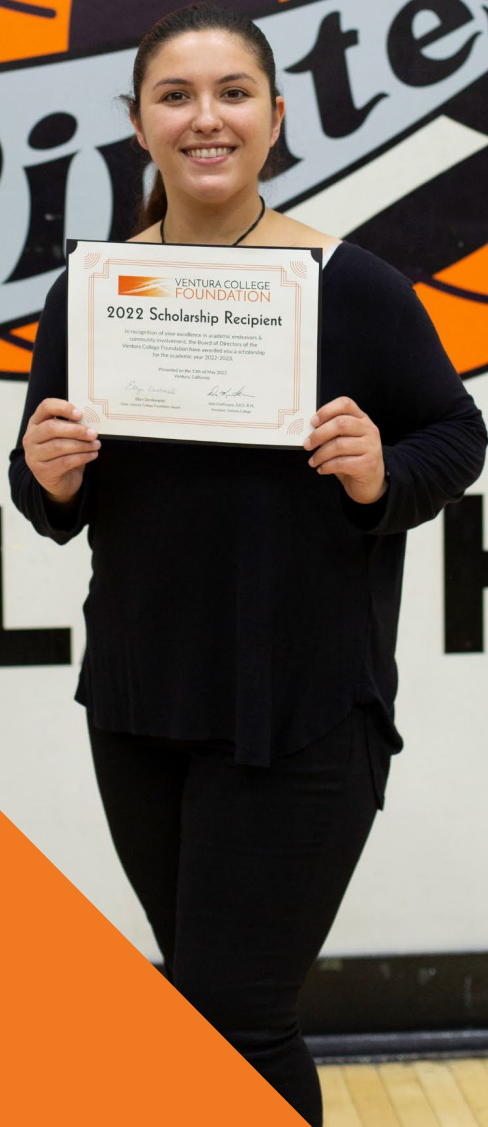


SCHOLARSHIP **SUPPORT**

446 Scholarships Awarded
9 New Scholarships
240 Students Served

\$756,908

Awarded in Scholarship Support



TEXTBOOK **SUPPORT**

Semester Lending Library	725
Class Sets	262
Reserve Library	163
Veteran Textbook Support	21


**TOTAL
STUDENTS SERVED**

1,171

\$19,356

Provided in Textbook Support





BY THE NUMBERS

VC FOUNDATION

TOTAL 21/22 PROGRAM SUPPORT

STUDENTS SERVED

1,411

SUPPORT AMOUNT

\$776,264

BY THE NUMBERS

VC FOUNDATION

TOTAL 21/22 VC CAMPUS PROGRAM SUPPORT FACILITATED BY VCF

SUPPORT AMOUNT

68 Programs from
16 Dept/Divisions

\$1,245,049

BY THE NUMBERS

VC FOUNDATION

TOTAL 21/22 VC, VCCCD, & VC FOUNDATION
EMPLOYEE SUPPORT

SUPPORT AMOUNT

99 Employee Donors

1,105 Employee Donations

\$51,022.38

FINANCIAL HIGHLIGHTS

7/1/2021 – 6/30/2022

REVENUES (w/o Investment Income) \$2,333,642

INVESTMENT INCOME (Loss) (\$3,684,192)

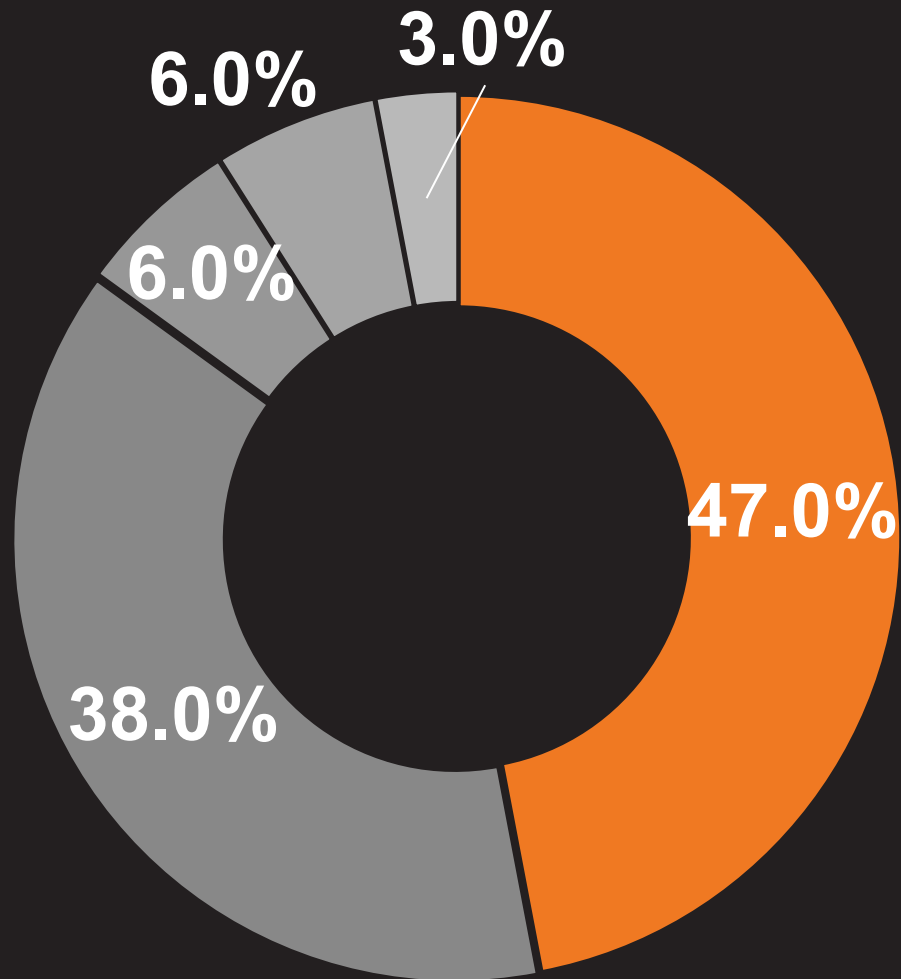
OPERATING EXPENSES \$2,917,731

NET ASSETS \$27,190,521



REVENUES **\$2,333,642**

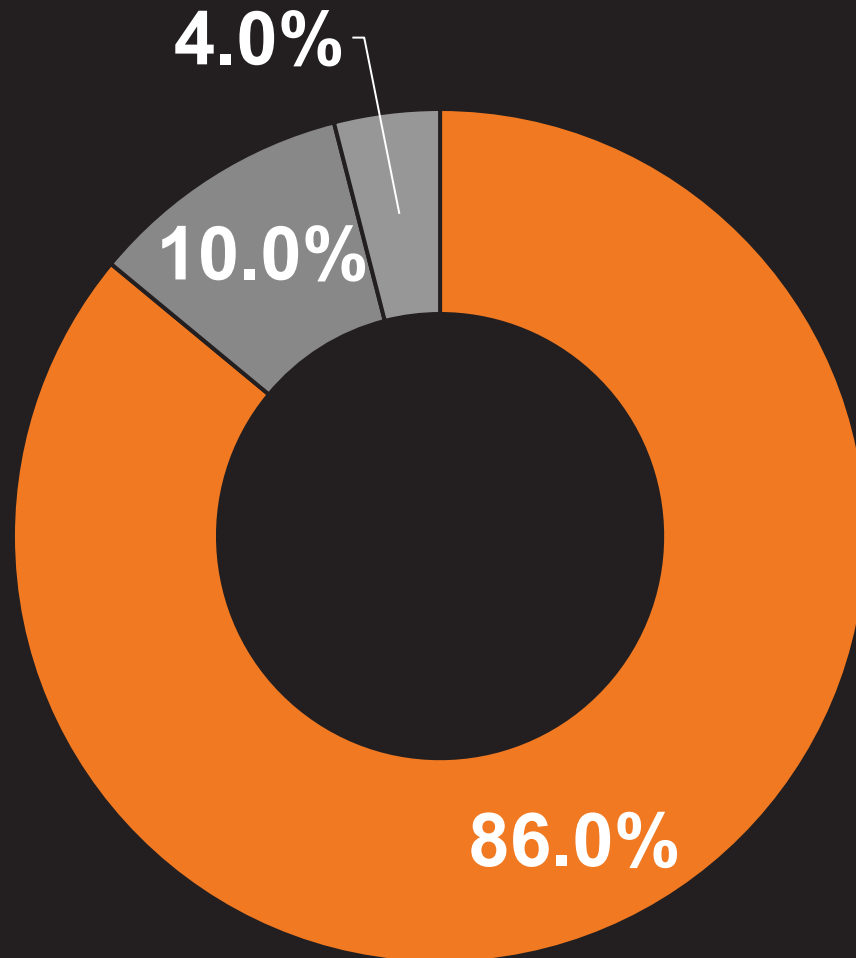
7/1/2021 – 6/30/2022 (W/O INVESTMENT INCOME)



- PRIVATE CASH CONTRIBUTIONS \$1,084,550
- MARKETPLACE VENDOR INCOME \$880,103
- PPP LOAN FORGIVENESS \$150,000
- GIFTS-IN-KIND \$147,999
- OTHER INCOME \$70,990

OPERATING EXPENSES **\$2,917,731**

7/1/2021 – 6/30/2022



- TOTAL PROGRAM SERVICES \$2,503,159
- FUNDRAISING & DEVELOPMENT \$281,319
- MANAGEMENT & GENERAL \$133,253



VCF BOARD

333 hours served = \$53K donated



VENTURA COLLEGE
FOUNDATION

RETURN ON INVESTMENT MADE BY TAXPAYERS IN 2021-22

Services by VCCCD/VC to VC
Foundation: \$314,750

Net benefits by the VC Foundation to
VCCCD: \$1,685,696

Future benefits to VCCCD/VC:
\$24,333,534



THANK YOU FOR YOUR IMPACT

4667 TELEGRAPH ROAD
VENTURA, CA 93003
(805) 289-6461
VCFOUNDATION@VCCCD.EDU

vcfoundation



vc_foundation



ventura-college-foundation



vcfoundation



VENTURACOLLEGEFOUNDATION.ORG





VENTURA COLLEGE FOUNDATION

SCHEDULE OF COMMENSURATE RETURN TO/FROM VENTURA COUNTY COMMUNITY COLLEGE DISTRICT FISCAL YEAR END JUNE 30, 2022

DISTRICT CONTRIBUTIONS TO THE FOUNDATION

Salaries/payroll taxes/benefits (a)		
Admissions & records	\$	1,441
Student assistance/contact and other overhead		21,788
Financial Aid Office		28,534
Information Technology		5,133
Library		5,995
Executives		19,094
Other		7,896
		<u>89,881</u>
Rent and technology (b)		103,522
Administrative fees from operating endowments & campus pass thrus		69,096
TOTAL CONTRIBUTED SERVICES PROVIDED BY DISTRICT	\$	<u>262,499</u>

REIMBURSEABLE SERVICES PROVIDED TO THE FOUNDATION

Loan from College to Foundation for purchasing outlets on solar panels for Marketplace use	\$	32,174
Janitorial and maintenance services for Marketplace bathrooms		8,520
Supplies for Marketplace bathrooms		11,557
TOTAL SERVICES TO BE REPAID BY THE FOUNDATION	\$	<u>52,251</u>

TOTAL VALUE ALL SERVICES PROVIDED BY DISTRICT TO THE FOUNDATION

\$ 314,750

FOUNDATION REIMBURSEMENTS/PAYMENTS TO THE DISTRICT

TANGIBLE/MONETARY PAYMENTS & REIMBURSEMENTS

Cash reimbursement of maintenance and operations and supplies for Marketplace bathrooms	\$	1,905
Cash reimbursement of health insurance		7,698
Cash reimbursement of IT services		331
Cash repayments of loan		11,355
Scholarships disbursed to VCCCD students		528,666
Payments made directly to Ventura Community College Campus departments		1,037,173
Textbooks purchased for textbook lending library and Veteran's Textbook program at Ventura Community College		17,606
TOTAL TANGIBLE/MONETARY PAYMENTS & REIMBURSEMENTS		<u>1,604,734</u>

NON-TANGIBLE SERVICES PROVIDED TO THE DISTRICT (salaries and benefits)

Management, tracking, reconciling of of endowments	\$	21,698
Management of scholarship awarding and disbursement process		121,627
Public relations/marketing		68,179
Fundraising/donor stewardship		184,208
TOTAL VALUE OF NON-TANGIBLE SERVICES PROVIDED TO THE DISTRICT		<u>395,712</u>

TOTAL BENEFITS PROVIDED TO THE DISTRICT

2,000,446

NET BENEFITS PROVIDED BY THE FOUNDATION TO THE DISTRICT IN 2021-2022

\$ 1,685,696

FUTURE BENEFITS TO THE DISTRICT

Permanently restricted endowments held for future scholarships	\$	6,281,845
Permanently restricted endowments held for campus/programs support		17,353,451
Permanently restricted endowments held for future student awards		70,661
Temporarily restricted funds held for future campus support		615,312
Temporarily restricted funds held for future scholarships		12,265
		<u>24,333,534</u>

NOTES:

This represents an allocation of the costs of employees who work for the district but also provide services to the Foundation (eg, Board members, IT personnel and maintenance workers), based on the hours they have stated they worked to support the Foundation in 2021-2022. It includes cost of salaries and benefits.

(b) Use of office space on Day Road as well as the parking lot for the weekend Marketplace.

NOTE: this schedule is prepared on a cash basis to reflect actual benefits, not benefits accrued, and therefore is not GAAP and does not reflect figures included in our audited financial statements



VENTURA COLLEGE FOUNDATION

OTHER ADDED BENEFITS TO THE DISTRICT FROM FOUNDATION EFFORTS

- A. On-going additional student recruitment and retention benefits enabled by:**
 - a. \$756,908** in scholarship funds awarded **to 240 students**
 - b. Public-private partnership stewardship and philanthropic support for 68 campus programs and 16 campus departments** included Basic Needs, Career Education, performing arts, athletics, Veterans Resource Center, and general textbook equipment lending programs; **\$1,245,049.**
- B. Consulting and fund processing services** to the college regarding non-profit fundraising regulations and best practices strengthens the capacity of the mission delivery for both the college and the foundation.
- C. Ventura College Foundation Board Services valued at \$53,047 of donated time.**
 - a. 21 Board members** gave an estimated 333 total hours of service that expanded the reach of the college's and foundation's impact. Valued at \$159.30 per hour.
- D. Volunteer Services valued at \$19,201 of donated time**
 - a. 41 scholarship readers** contributed 462 hours to review 852 applications, valued at \$37.32* per hour for a total of \$17,241.84 in donated time.
 - b. 21 event volunteers** primarily from the local banking sector contributed 52.5 hours valued at \$37.32* per hour for a total of \$1,959.3 in donated time.
- E. Additional foundation marketing and public relations** magnifies the impact of and showcases value in community investment in Ventura College and its students.
- F. Goodwill established thru VC Foundation** board, volunteers, advocates, student recipients, alumni and foundation staff build social capital between the community at-large, community leaders, and the campus community.

*Value of A Volunteer Soars 6.2% by *The NonProfit Times*, April 19th, 2023.