



# VENTURA COLLEGE FOUNDATION

## SCHEDULE OF COMMENSURATE RETURN TO/FROM VENTURA COUNTY COMMUNITY COLLEGE DISTRICT FISCAL YEAR END JUNE 30, 2020

### DISTRICT CONTRIBUTIONS TO THE FOUNDATION

Salaries/payroll taxes/benefits (a)		
Admissions & records	\$	12,104
Student assistance/contact and other overhead		27,149
Financial Aid Office		9,532
Information Technology		15,352
Library		15,671
Executives		11,938
Rent (b)		91,746
Printing/copying/postage		91,000
Administrative fees from operating endowments & campus pass thrus		1,850
<b>TOTAL CONTRIBUTED SERVICES PROVIDED BY DISTRICT</b>	\$	<b>204,809</b>

### REIMBURSEABLE SERVICES PROVIDED TO THE FOUNDATION

Janitorial and maintenance services for Marketplace bathrooms (d)	\$	9,900
Supplies for Marketplace bathrooms (d)		9,882
Health benefits (c)		147,507
<b>TOTAL SERVICES TO BE REPAID BY THE FOUNDATION</b>	\$	<b>167,289</b>

<b>TOTAL VALUE ALL SERVICES PROVIDED BY DISTRICT TO THE FOUNDATION</b>	<b>\$</b>	<b>372,098</b>
--	-----------	----------------

### FOUNDATION REIMBURSEMENTS/PAYMENTS TO THE DISTRICT

#### TANGIBLE/MONETARY PAYMENTS & REIMBURSEMENTS

Cash reimbursement of health benefits	\$	147,507
Cash reimbursement of maintenance and operations salaries (d)		
Cash reimbursement of maintenance supplies (d)		
Scholarships disbursed to VCCCD students		612,646
Payments made directly to Ventura Community College Campus departments		513,098
Payments made directly to Ventura Community College for Promise		84,578
Textbooks purchased for textbook lending library at Ventura Community College		38,324
<b>TOTAL TANGIBLE/MONETARY PAYMENTS &amp; REIMBURSEMENTS</b>		<b>1,396,153</b>

#### NON-TANGIBLE SERVICES PROVIDED TO THE DISTRICT (salaries and benefits)

Management, tracking, reconciling of of endowments	\$	23,486
Management of scholarship awarding and disbursement process		158,973
Public relations/marketing		36,233
Fundraising/donor stewardship		189,677
<b>TOTAL VALUE OF NON-TANGIBLE SERVICES PROVIDED TO THE DISTRICT</b>		<b>408,369</b>

<b>TOTAL BENEFITS PROVIDED TO THE DISTRICT</b>		<b>1,804,522</b>
--	--	------------------

<b>NET BENEFITS PROVIDED BY THE FOUNDATION TO THE DISTRICT IN 2019-2020</b>	<b>\$</b>	<b>1,432,424</b>
---	-----------	------------------

#### FUTURE BENEFITS TO THE DISTRICT

Permanently restricted endowments held for future scholarships	5,106,218
Permanently restricted endowments held for campus/programs support	11,492,416
Permanently restricted endowments held for future student awards	74,777
Temporarily restricted funds held for future campus support	42,630
Temporarily restricted funds held for future scholarships	662,164
	<b>17,378,205</b>

#### NOTES:

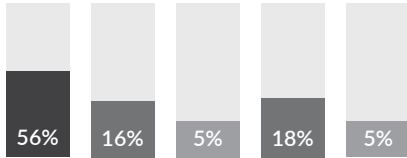
- This represents an allocation of the costs of employees who work for the district but also provide services to the Foundation (eg, Board members, IT personnel and maintenance workers), based on the hours they have stated they worked to support the Foundation in 2019-2020.
- (a) Use of office space on Day Road as well as the parking lot for the weekend Marketplace.
- (b) Until September 2020 the Foundation purchased its employees' health insurance through the District in order to take advantage of collective costs. However, the Foundation reimbursed this to the college in full.
- (c) Per our MOU, we are to reimburse the College for all expenditures of M&O related to our Marketplace. However, we cannot pay them until they have invoiced us the cost, and we have not yet received the invoice for the 2019-2020 fiscal year. We have accrued an estimate on our books, and included that here as a reimburseable benefit provided by the District.
- (d)



## OTHER ADDED BENEFITS TO THE DISTRICT FROM FOUNDATION EFFORTS

- A. On-going additional student recruitment and retention benefits enabled by scholarships and Promise program funds issued to students and the support provided to academic programs, and textbook support programs.
- B. On-going enhanced relationships with business partners contribute to internships offered, in-kind contributions, and industry experience for students.
- C. On-going long-term efforts support the growth of the Ventura College Schwab Academy of Music and Athletic Department fundraising.
- D. Consulting and fund processing services regarding non-profit fundraising regulations and best practices strengthens the capacity of the college's and district's mission delivery.
- E. On-going value of the estimated 23 VC Foundation Board Members' expands the reach of the college's impact. Time spent on board business and foundation meetings, committee service, and representation at community functions is estimated at 655.7 total hours spent. Valued at \$150.00 per hour, this equates to **\$98,355 of donated time** based on the following:
  - i. Executive Committee convened for 10 hours total. It includes 9 board members who are officers and/or committee chairs and who are not college or foundation employees.
  - ii. There are 9 standing committees, ranging from 7 to 13 members each, which convened for a total of 59.5 hours. For every hour, each committee chair contributed an additional hour in planning and/or follow up.
  - iii. The Ad Hoc Strategic Planning Committee convened for a total 5.5 hours with over 30 additional hours contributed by its chair.
  - iv. 23 board members convened at 4 quarterly board meetings and 1 annual retreat.
- F. 35 active scholarship review committee members from the community contributed 438 hours to read and review 1167 applications and attend 2 meetings. At \$25 per hour spent, a **total of \$10,950 were donated** by these volunteers.
- G. Goodwill established by the Foundation board with the community:
  - i. Supports advocacy efforts.
  - ii. Generates additional fundraising.
  - iii. Builds social capital between the community at-large, community leaders, and the campus community.

# BY THE NUMBERS VENTURA COLLEGE

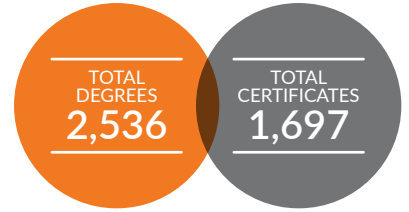


## STUDENT STATUS

Continuing Student	56%
Returning Student	16%
High School Student	5%
Advanced Placement	18%
First-Time Student	5%
First-Time Transfer	18%


## DEGREES AND CERTIFICATES AWARDED

Associate Degrees	1,720
Associate Degree for Transfer	816
Certificate of Achievement	638
Transfer Certificate	1,059
<b>TOTAL</b>	<b>4,233</b>



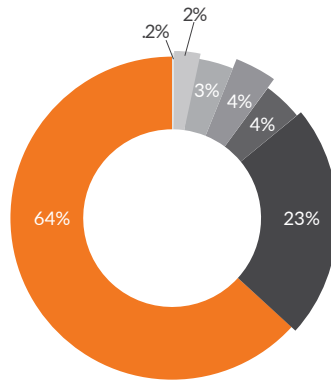
## STUDENT GENDER

Female	55%
Male	44%
Unreported	1%



## STUDENT ETHNICITY

Hispanic	64%
White	23%
Asian/Pacific Islander	4%
Multiple	4%
Other	3%
Black	2%
Native American	.2%



## ENROLLMENT STATISTICS



Accreditation: Ventura College is fully accredited by the Accrediting Commission for Community and Junior Colleges (ACCJC), Western Association of Schools and Colleges (WASC), 10 Commercial Boulevard, Suite 204, Novato, CA 94949, 415-506-0234, an institutional accrediting body recognized by the Council for Higher Education Accreditation (CHEA), and the U.S. Department of Education.

## FINANCIAL AID / BUDGET

2019-20 Financial Aid Total Received	\$28 Million
Ventura College 2019-20 Total Budget	\$51,432,004

# BY THE NUMBERS VC FOUNDATION

FOUNDATION PROGRAM	NUMBER OF STUDENTS SERVED	SUPPORT AMOUNT
VC Promise Programs (1st & 2nd Year Paid)	1,899	\$84,577.50
<b>SCHOLARSHIPS</b>		
Scholarship Students Awarded	427 Scholarships Awarded to 247 students	\$699,971 .00 (The most ever awarded)
<b>TEXTBOOK SUPPORT</b>		
Semester Lending Library	2,448	\$40,000.00
Reserve Library	736	
<b>TOTAL VCF 19/20 PROGRAM SUPPORT</b>	<b>5,330</b>	<b>\$824,548.50</b>

## VC CAMPUS PROGRAM SUPPORT FACILITATED BY VCF

44 Programs from 15 Dept/Divisions	Support Amount
	\$919,792.19

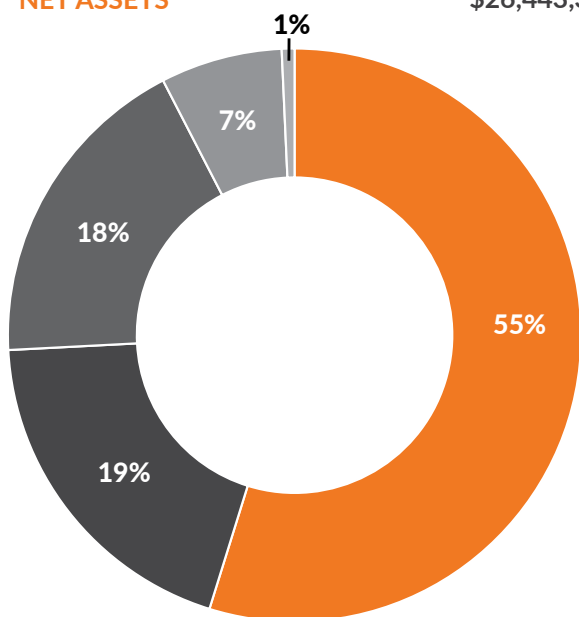
## VC, VCCCD & VC FOUNDATION EMPLOYEE SUPPORT

48% Increase	Support Amount
	\$60,087.70

# VCF 2019/20 FINANCIAL HIGHLIGHTS

7/1/2019 - 6/30/2020

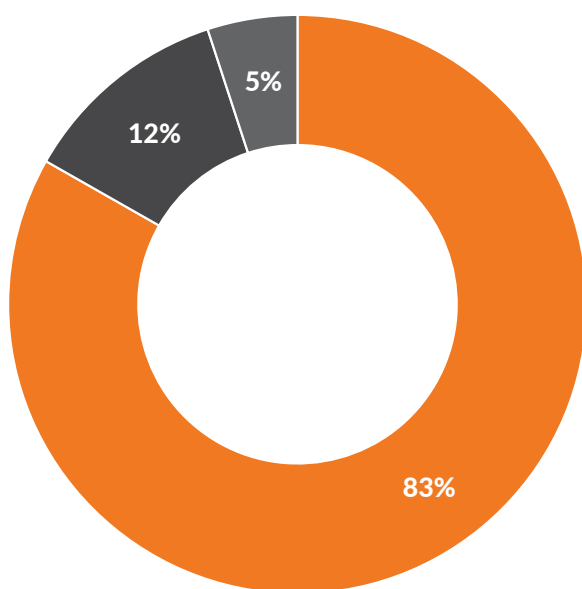
REVENUES	\$2,971,867
OPERATING EXPENSES	\$2,563,813
<b>NET ASSETS</b>	<b>\$26,443,310</b>



## 2019-20 REVENUES

**\$2,971,867**

Private Cash Contributions	\$1,628,571
Marketplace Vendor Income	\$575,778
Investment Income	\$542,097
Gifts-In-Kind	\$204,080
Other Income	\$21,341



## 2019-20 OPERATING EXPENSES

**\$2,563,813**

Total Program Services	\$2,133,888
Fundraising & Development	\$301,033
Management & General	\$128,892

## BOARD OF DIRECTORS:

**Rob Van Nieuwburg**, Board Director  
**Ruth Hemming, ED.D**, Vice Chair  
**Nicole Kruetz**, Treasurer  
**Michael Montoya**, Secretary

**Keith Barnard**  
**Cathy Bojorquez**  
**Boomer Butler, C.P.A.**  
**Amy Cherot**  
**Ken Collin**  
**Nuris Dante**  
**Ellyn Dembowski**  
**Abra Flores**  
**Kim Hoffmans, ED.D**, Ventura College President  
**Anne Paul King**  
**Matt Lavere, ESQ.**  
**Kristen Ockert**  
**Carlo Plasencia**, Ventura College ASVC President  
**Donna Santo, ESQ.**  
**Eleanor Tillquist**  
**Harald Wulff**

## BOARD EMERITUS:

David Bianco<sup>†</sup>  
David Pugh<sup>†</sup>  
Richard Taylor, Esq.  
Lucia Tebbe<sup>†</sup>

George Tillquist<sup>†</sup>  
Hon. Colleen Toy White  
John Woolley, Ed.D  
Helen Yunker<sup>†</sup>

## FOUNDATION STAFF:

**Anne Paul King**, Executive Director  
**Gerry Pantoja**, Director of Major and Planned Giving  
**Juli Blasingame**, Director of Finance  
**Jaimee Galvan**, Programs and Events Manager  
**Julie Harvey**, Development Manager  
**Esmeralda Juarez**, Marketplace Supervisor  
**Cyndie Whitley**, Finance Manager  
**Brooke Whitley**, Development Database Assistant

4667 TELEGRAPH RD. | VENTURA, CA 93003  
VENTURACOLLEGEFOUNDATION.ORG  
805-289-6461



<sup>†</sup> Deceased

The Ventura College Foundation is committed to maintaining the highest standards in transparency, accountability and stewardship of all funds, including grants, contracts and donor-directed contributions. Our finances are thoroughly reviewed at regular intervals by our finance committee, executive committee, investment committee, audit committee, and our full board of directors. VCF undergoes an annual audit by an independent audit firm specializing in nonprofit organizations, and the VCF audit committee assesses this vendor relationship at regular intervals. All of this is to ensure our organization's prudent use of resources in achieving our mission to serve Ventura College and its students.